

2019 YEAR

Your support makes it possible to feed the hungry and homeless of Tulsa every day.

This is a snapshot of the difference you are making in the lives of those who are struggling with food insecurity in our community.

233,122 THE NUMBER OF MEALS SERVED DURING THE COMMUNITY MEAL

27,022

The number of people fed by our grocery pantry

HOUSEHOLDS WHO RECEIVED GROCERIES

10,140

11,053

The number of kid's packs distributed to the kids who visit Iron Gate

The number of people who volunteered at Iron Gate in 2019

1,691

9,581

THE TOTAL NUMBER OF VOLUNTEER HOURS DURING 2019

264,477

POUNDS OF FOOD FROM OUR PARTNERS AND SUPPORTERS

The amount of donated food in 2019 equates to a gift of **\$428,452.74**

IN REVIEW


OUR GUESTS

IRON GATE COLLECTS DEMOGRAPHIC INFORMATION ON OUR PANTRY GUESTS AND WE CONDUCT QUARTERLY SURVEYS DURING THE COMMUNITY MEAL TO FIND OUT MORE INFORMATION ABOUT OUR GUESTS.

COMMUNITY MEAL



85% MEAL GUESTS ARE HOMELESS



3 OUT OF 4 MEAL GUESTS ARE MEN


46 IS THE MEDIAN AGE (71% ARE 18-54)



14% ARE VETERANS




65% OF GUESTS SURVEYED EAT AT IRON GATE 4 TO 7 TIMES A WEEK



2.7 PLATES AVERAGE NUMBER OF PLATES GUESTS EAT EACH DAY

GROCERY PANTRY

46% FEMALE



54% MALE



67% OF PANTRY GUESTS RENT OR OWN THEIR HOMES



33% ARE IN TEMPORARY HOUSING OR UNSHELTERED

38% OF GROCERY BENEFICIARIES ARE CHILDREN AND YOUTH

62% ONLY VISITED THE GROCERY PANTRY ONCE IN 12 MONTHS

877 GROCERY BAGS DISTRIBUTED EVERY WEEK